

Scaled data based on original data using
LM-79-08 Approved Method: Electrical and Photometric Measurements of Solid-
State Lighting Products

Test Report Prepared for
Cooper Lighting Solutions
(formerly Eaton)

Brand: McGRAW-EDISON

Report Number: P270160

Luminaire Tested: **GWC-AF-01-LED-E1-SL3-7027-1200**

Issue Date: 3/3/2020

Test Information

Test Method: LM-79-08
Report Number: P270160
TEST IS SCALED FROM IESNA LM-79-08 TEST DATA (P24288)
Test Lab: INNOVATION CENTER P2
Issue Date: 3/3/2020
Manufacturer: COOPER LIGHTING SOLUTIONS (FORMERLY EATON)
Product Line: MCGRAW-EDISON
Catalog Number: GWC-AF-01-LED-E1-SL3-7027-1200
Description: GALLEON WALL LUMINAIRE
(1) 70 CRI, 2700K, 1200mA LIGHTSQUARE WITH 16 LEDS EACH AND TYPE III
SPILL LIGHT ELIMINATOR OPTICS
Light Source: -
Ballast/Driver: ELECTRONIC DRIVER

Summary

Lumens per Lamp: N/A
Luminaire Lumens: 6058.7 lumens
Efficiency: N/A
Efficacy: 90.4 lumens/watt
Luminous Opening: Rectangular (W 0.5' x L: 0.5' x H: 0')
IES Classification: Type III - Medium - Non-Cutoff
BUG Rating: B1 - U0 - G2

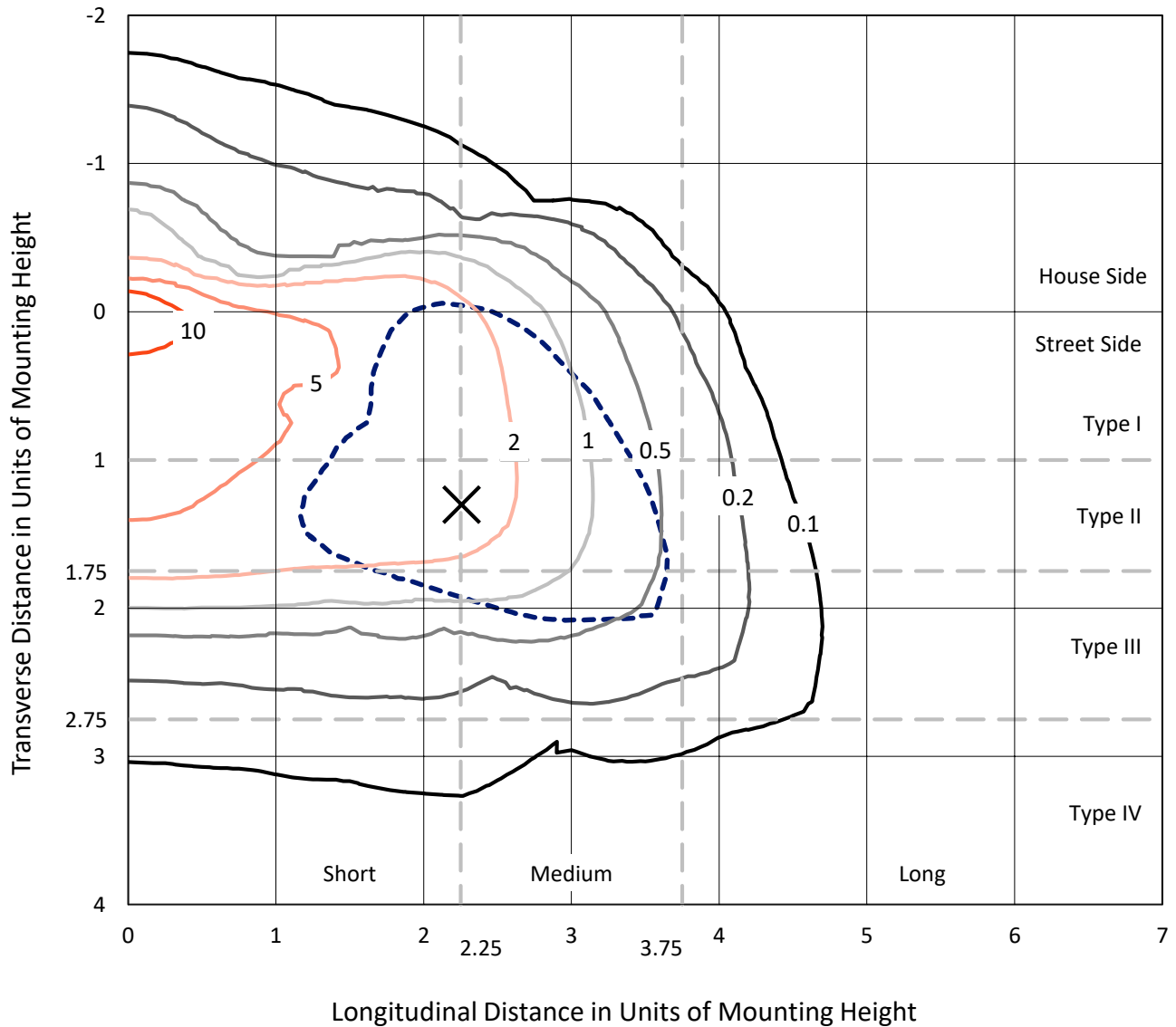
Input Watts (W): 67
Input Voltage (V): NR
Input Current (Ain): NR
Voltage Rise (V): NR
Power Factor: NR
Total Harmonic Distortion (THDi): NR
Frequency (hertz): 60
Stabilization Time: NR
Operation Time: NR
Ambient Temperature (°C): NR
Test Distance: 25 FT



REPORT NUMBER: P270160
 CATALOG NUMBER: GWC-AF-01-LED-E1-SL3-7027-1200

Iso-Footcandle Lines of Horizontal Illumination

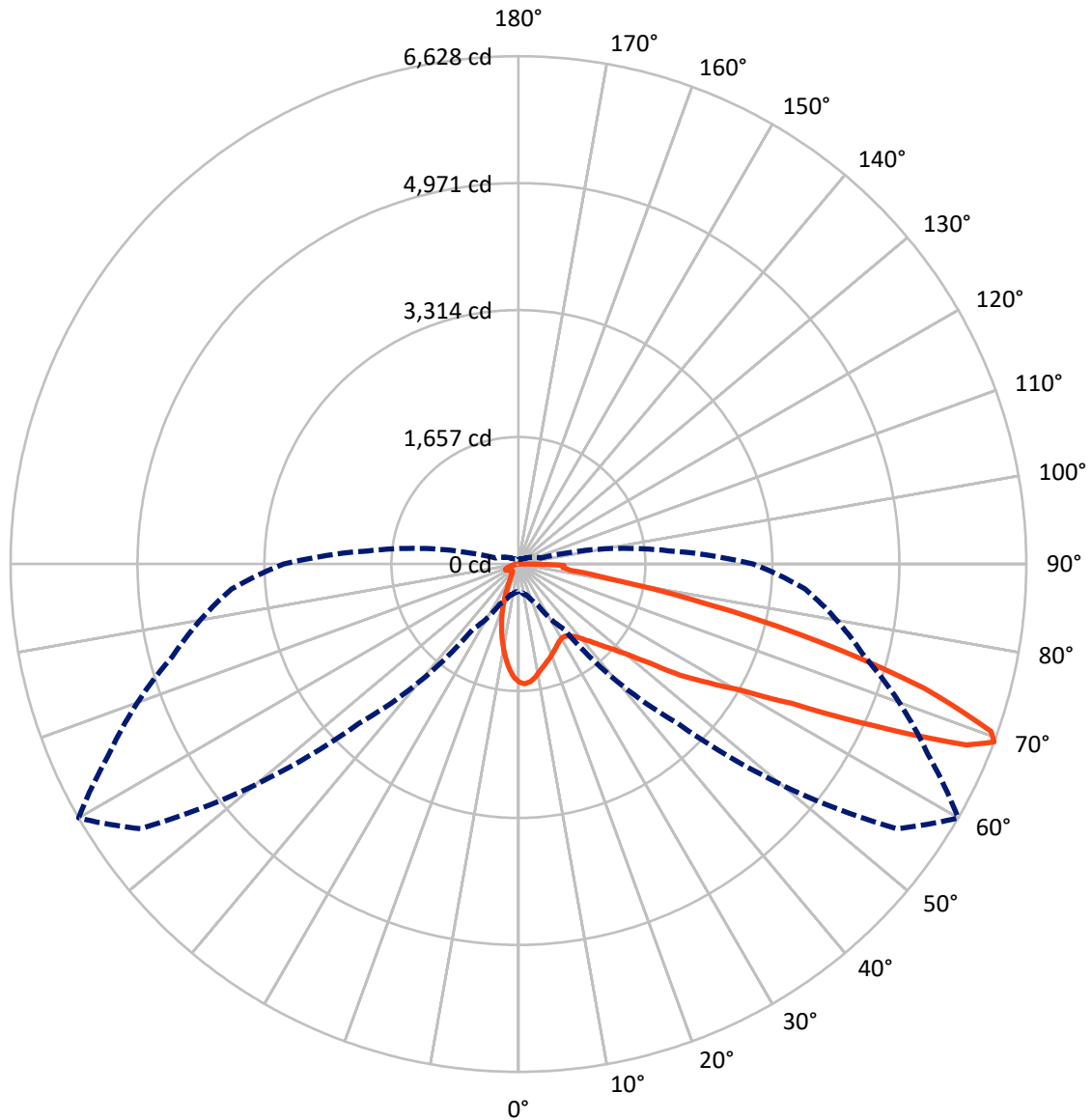
× Max cd
 - - - 1/2 Max cd



Based on 10 foot mounting height. Maximum calculated value = 15.4 fc
 Type III - Medium - Non-Cutoff

REPORT NUMBER: P270160
CATALOG NUMBER: GWC-AF-01-LED-E1-SL3-7027-1200

Luminous Intensity Polar Plot



— Vertical Plane Through 60-Deg Lateral - - - Horizontal Cone Through 69-Deg Vertical

REPORT NUMBER: P270160

CATALOG NUMBER: GWC-AF-01-LED-E1-SL3-7027-1200

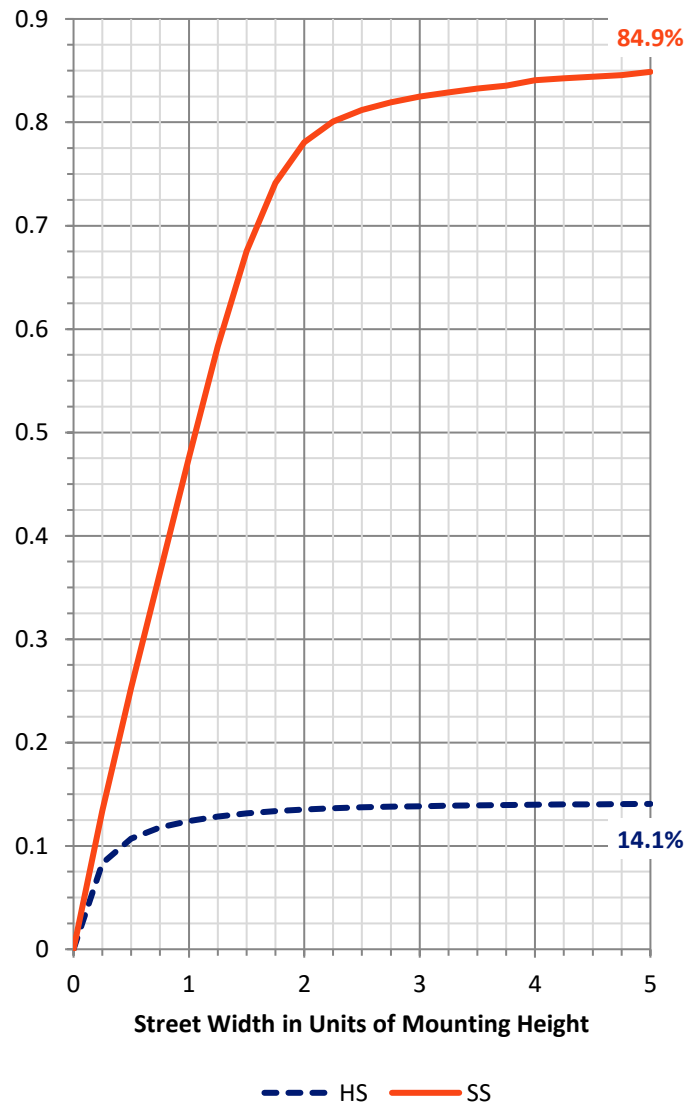
FLUX DISTRIBUTION:

		Downward	Upward	Total
House Side	Lumens	862.0	0.0	862.0
	% Fixture	14.2	0.0	14.2
Street Side	Lumens	5196.7	0.0	5196.7
	% Fixture	85.8	0.0	85.8
Total	Lumens	6058.7	0.0	6058.7
	% Fixture	100.0	0.0	100.0

Coefficient of Utilization

ZONAL LUMENS:

Zone	Lumens	% Fixture
0°-10°	130.5	2.2
10°-20°	278.1	4.6
20°-30°	354.4	5.8
30°-40°	487.2	8.0
40°-50°	790.5	13.0
50°-60°	1267.7	20.9
60°-70°	1687.3	27.8
70°-80°	911.0	15.0
80°-90°	152.0	2.5
90°-100°	0.0	0.0
100°-110°	0.0	0.0
110°-120°	0.0	0.0
120°-130°	0.0	0.0
130°-140°	0.0	0.0
140°-150°	0.0	0.0
150°-160°	0.0	0.0
160°-170°	0.0	0.0
170°-180°	0.0	0.0
0°-90°	6058.7	100.0
0°-180°	6058.7	100.0



REPORT NUMBER: P270160

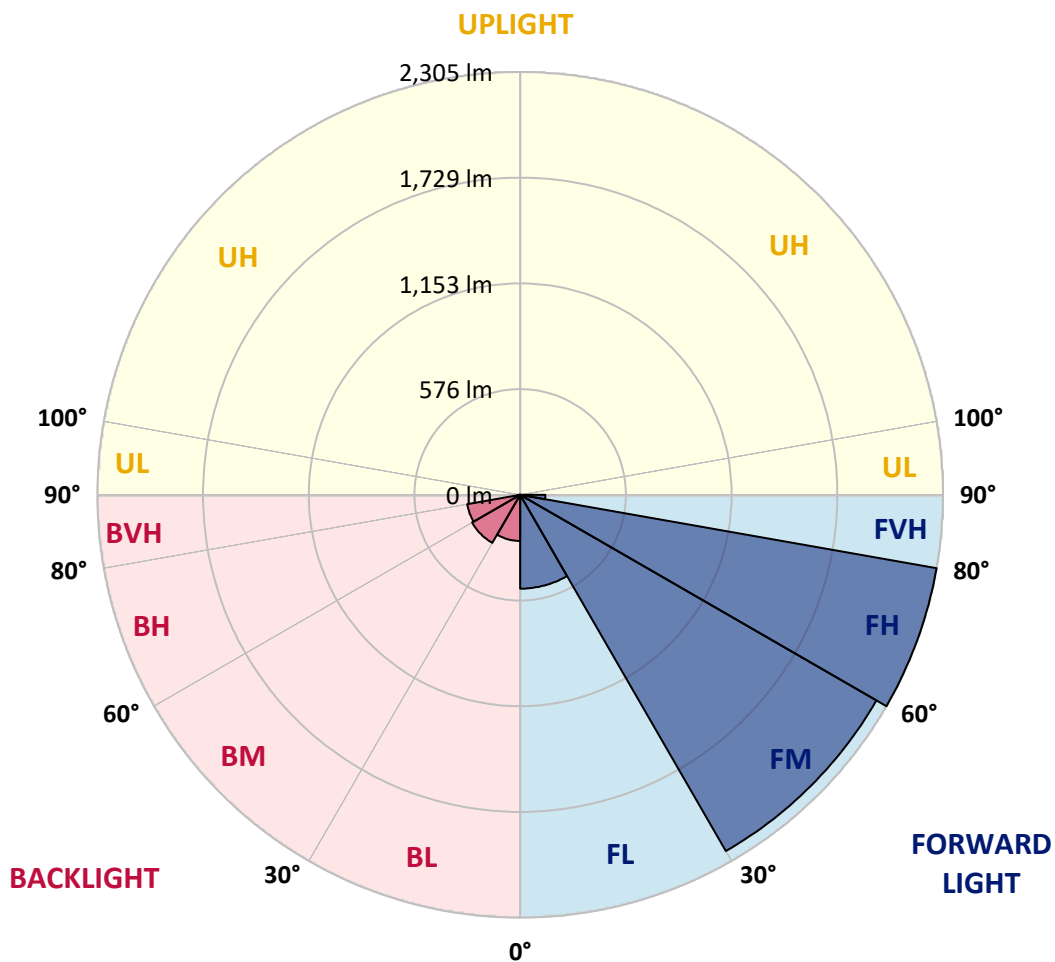
CATALOG NUMBER: GWC-AF-01-LED-E1-SL3-7027-1200

LUMINAIRE CLASSIFICATION SYSTEM LUMEN TABLE AND BUG RATING:

Zone		Lumens	% Fixture	Zone Rating/Lumen Limit		
				B	U	G
FL	(0°-30°)	511.6	8.4			
FM	(30°-60°)	2242.6	37.0			
FH	(60°-80°)	2305.2	38.0			G2/5000
FVH	(80°-90°)	137.4	2.3			G2/225
BL	(0°-30°)	251.5	4.2	B1/500		
BM	(30°-60°)	302.8	5.0	B1/1000		
BH	(60°-80°)	293.0	4.8	B1/500		G1/500
BVH	(80°-90°)	14.6	0.2			G1/100
UL	(90°-100°)	0.0	0.0		U0/0	
UH	(100°-180°)	0.0	0.0		U0/0	

BUG Rating: B1-U0-G2

Type III Medium





REPORT NUMBER: P270160

CATALOG NUMBER: GWC-AF-01-LED-E1-SL3-7027-1200

CANDELA DISTRIBUTION (FULL):

	0°	5°	15°	25°	35°	45°	55°	60°	65°	75°	85°
0°	1543.8	1543.8	1543.8	1543.8	1543.8	1543.8	1543.8	1543.8	1543.8	1543.8	1543.8
2.5°	1575.4	1579.0	1577.6	1576.6	1579.3	1575.2	1566.6	1563.9	1559.9	1550.2	1533.9
5°	1516.2	1526.8	1526.3	1534.1	1547.4	1550.8	1547.2	1547.7	1540.1	1528.0	1500.8
7.5°	1414.2	1418.6	1420.8	1438.1	1462.3	1481.6	1498.0	1503.1	1499.6	1489.4	1454.3
10°	1308.8	1312.3	1318.0	1338.0	1368.6	1395.2	1426.1	1444.0	1451.7	1450.0	1410.7
12.5°	1218.5	1222.0	1229.2	1252.1	1288.3	1321.0	1366.2	1388.4	1406.6	1417.4	1375.2
15°	1137.3	1144.9	1151.9	1178.2	1219.0	1261.9	1313.0	1341.0	1369.1	1393.5	1344.0
17.5°	1074.2	1081.6	1085.8	1109.9	1153.2	1205.9	1265.5	1298.6	1333.8	1373.5	1313.0
20°	1037.5	1041.0	1039.2	1052.8	1091.7	1147.6	1218.5	1256.6	1299.2	1354.7	1281.9
22.5°	1027.3	1027.7	1021.2	1019.7	1044.9	1092.0	1168.1	1214.6	1266.7	1342.4	1255.3
25°	1052.2	1051.2	1033.7	1019.3	1022.0	1049.5	1119.5	1173.6	1239.5	1339.8	1234.8
27.5°	1107.5	1110.1	1084.1	1057.1	1030.4	1029.5	1082.5	1139.7	1217.3	1351.9	1225.9
30°	1185.0	1189.4	1161.6	1127.4	1077.3	1036.0	1068.3	1119.5	1203.5	1376.7	1224.5
32.5°	1269.9	1274.5	1253.6	1217.6	1151.9	1075.9	1078.1	1121.3	1202.9	1411.5	1234.5
35°	1360.4	1365.7	1354.7	1324.3	1251.5	1149.3	1116.2	1149.7	1222.0	1464.9	1261.1
37.5°	1461.4	1469.4	1472.4	1443.4	1365.7	1246.2	1178.5	1203.5	1265.0	1538.8	1310.0
40°	1606.8	1618.1	1617.3	1575.7	1496.4	1377.0	1274.9	1281.3	1331.9	1637.8	1388.2
42.5°	1885.5	1887.8	1814.8	1724.4	1640.5	1514.6	1388.4	1383.2	1424.4	1763.1	1503.1
45°	2239.8	2230.1	2068.0	1893.3	1791.0	1672.6	1536.2	1510.5	1541.9	1915.8	1647.1
47.5°	2533.9	2511.8	2306.8	2065.7	1950.1	1844.4	1709.8	1664.6	1681.9	2089.1	1833.4
50°	2636.0	2619.4	2449.7	2209.1	2100.7	2054.0	1923.5	1859.6	1864.3	2295.7	2051.3
52.5°	2614.2	2611.8	2498.5	2303.7	2241.9	2274.1	2226.1	2139.8	2094.0	2525.1	2286.6
55°	2562.3	2567.4	2526.4	2413.7	2403.1	2486.6	2621.4	2557.7	2415.7	2756.7	2529.8
57.5°	2382.3	2395.2	2485.4	2552.2	2662.8	2786.8	2940.0	2921.7	2762.0	3006.8	2819.1
60°	1919.4	1949.2	2191.0	2525.1	2929.9	3318.0	3386.5	3344.4	3119.1	3317.4	3200.9
62.5°	1344.9	1375.8	1663.2	2186.3	2886.1	3918.0	4184.9	4003.1	3631.8	3774.9	3695.3
65°	720.0	735.0	954.4	1516.9	2436.6	4041.8	5351.8	5075.2	4443.6	4338.9	4118.2
67.5°	397.1	405.3	489.3	766.0	1560.5	3559.2	6095.2	6304.1	5458.3	4714.3	4041.3
69°	359.1	366.7	421.8	580.0	1044.3	2942.8	6022.5	6628.1	5903.2	4677.1	3756.7
70°	351.1	358.2	407.7	534.8	845.2	2425.7	5779.3	6545.3	6009.1	4544.0	3508.6
72.5°	316.1	323.7	371.7	480.2	722.2	1209.3	4578.0	5534.2	5455.6	3940.0	2661.3
75°	294.7	301.7	383.0	470.4	691.5	765.4	3018.0	4078.7	4010.6	2756.1	1435.0
77.5°	126.1	125.6	177.7	397.9	701.8	741.0	1621.7	2548.0	2324.8	1177.9	412.1
80°	84.4	82.9	84.4	117.0	643.5	745.1	849.6	1293.3	976.9	300.3	203.0
82.5°	72.7	71.4	74.0	71.4	226.3	850.5	722.2	687.8	464.5	170.6	100.7
85°	48.9	46.8	63.8	64.0	106.8	755.7	813.7	580.9	375.9	101.2	49.8
87.5°	23.4	22.8	37.2	45.4	62.6	307.0	912.9	595.2	379.1	51.8	23.7
90°	0.0	0.0	0.0	0.0	0.0	0.0	0.0	0.0	0.0	0.0	0.0



REPORT NUMBER: P270160

CATALOG NUMBER: GWC-AF-01-LED-E1-SL3-7027-1200

CANDELA DISTRIBUTION (continued):

	90°	95°	105°	115°	125°	135°	145°	155°	165°	175°	180°
0°	1543.8	1543.8	1543.8	1543.8	1543.8	1543.8	1543.8	1543.8	1543.8	1543.8	1543.8
2.5°	1528.9	1516.9	1505.2	1491.1	1476.5	1460.1	1451.9	1443.8	1441.7	1439.4	1431.2
5°	1486.8	1469.7	1440.5	1408.4	1374.3	1341.3	1316.1	1300.3	1288.3	1282.2	1271.5
7.5°	1432.3	1407.5	1356.3	1300.7	1243.6	1191.4	1146.3	1118.0	1091.1	1078.4	1064.1
10°	1380.5	1343.3	1263.7	1181.8	1099.9	1021.2	947.2	894.7	848.2	822.0	803.7
12.5°	1336.0	1285.1	1174.9	1063.9	951.5	839.3	728.4	641.2	568.4	530.0	510.4
15°	1292.8	1231.2	1090.3	949.4	805.2	652.7	507.0	408.0	347.7	323.7	315.6
17.5°	1253.6	1174.9	1005.4	834.2	654.1	469.8	340.6	286.2	263.2	255.2	252.6
20°	1211.0	1117.8	917.2	713.6	496.7	328.4	266.1	242.1	232.8	230.3	229.2
22.5°	1170.1	1061.5	833.0	584.4	356.7	253.4	228.6	218.6	217.2	219.1	219.1
25°	1135.3	1011.2	741.9	449.5	261.9	213.3	204.5	202.3	207.8	215.5	216.9
27.5°	1109.2	969.9	645.1	332.0	208.6	185.6	185.3	189.1	202.7	217.5	220.4
30°	1091.4	930.7	541.5	239.4	175.0	163.3	168.1	176.2	196.4	217.2	222.7
32.5°	1082.3	901.7	433.4	185.3	149.8	143.4	151.4	161.2	181.2	200.5	207.8
35°	1089.4	880.3	331.7	154.5	132.3	127.3	135.6	145.2	156.8	165.1	170.6
37.5°	1115.7	871.9	250.3	138.3	120.4	115.6	122.0	127.6	132.3	134.7	137.4
40°	1172.5	881.0	200.5	130.3	113.5	107.6	110.3	112.4	115.3	117.7	118.8
42.5°	1256.1	908.1	179.8	127.0	110.0	101.6	101.0	101.9	105.6	110.0	110.9
45°	1373.1	956.2	178.3	129.0	108.2	96.6	94.0	95.1	101.0	107.6	108.9
47.5°	1522.7	1029.3	189.9	135.3	109.8	94.0	89.6	91.0	98.4	107.3	108.9
50°	1703.9	1131.4	209.6	144.3	116.2	94.5	88.2	89.0	96.6	106.4	107.9
52.5°	1917.9	1276.3	231.0	153.2	122.9	98.4	89.2	87.2	94.2	103.0	104.8
55°	2155.8	1462.3	252.9	160.9	126.4	103.0	91.5	84.9	89.8	97.1	98.6
57.5°	2447.9	1722.1	291.0	168.6	128.7	106.2	94.0	82.6	84.4	89.6	90.6
60°	2843.3	2089.6	358.0	181.2	134.0	107.3	93.7	80.5	78.7	81.7	82.3
62.5°	3317.1	2488.8	413.8	197.0	142.8	108.2	91.8	79.1	74.0	74.0	74.6
65°	3598.4	2595.7	382.8	210.2	150.1	107.3	89.8	77.6	70.5	67.4	67.6
67.5°	3359.9	2282.9	328.2	212.8	149.8	103.3	86.6	74.9	67.1	62.1	61.8
69°	3061.1	1969.7	303.4	205.7	142.8	98.1	82.6	72.0	64.4	59.1	58.7
70°	2820.1	1778.6	287.4	198.2	135.3	94.2	79.3	69.3	62.3	57.3	56.8
72.5°	2050.4	1165.5	245.5	170.3	111.5	79.1	68.5	60.8	55.7	52.7	52.1
75°	1024.6	555.8	199.3	138.1	85.5	63.2	56.2	50.9	48.2	47.7	47.4
77.5°	336.5	254.6	142.6	103.0	63.5	49.4	45.4	41.5	41.0	42.7	42.1
80°	185.1	148.1	90.4	68.2	43.3	36.3	35.8	33.6	34.6	37.5	36.9
82.5°	94.2	77.0	56.0	41.0	29.3	26.1	28.3	27.2	28.3	31.0	30.7
85°	46.5	42.1	35.5	24.9	19.4	16.7	20.2	21.1	21.6	23.7	23.7
87.5°	26.9	24.9	18.8	11.7	9.6	8.8	11.7	11.4	13.5	14.6	14.4
90°	0.0	0.0	0.0	0.0	0.0	0.0	0.0	0.0	0.0	0.0	0.0

(END OF REPORT)